

FREE GUIDE

Window Project Planning Checklist

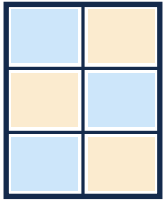
A step-by-step path from first measurement to final inspection, so nothing surprises you.

- List which windows are draftiest, foggy, or hard to open.
- Decide if you are doing the whole house or starting with the worst rooms.
- Set a rough budget range using the cost worksheet.
- Get at least three quotes for the SAME style, frame, and glass package.
- Ask each installer to measure in person, not estimate over the phone.
- Compare U-factor and SHGC, not just price.
- Confirm the permit, if your city requires one, and who pulls it.
- Get the final scope and price in writing before any deposit.
- Clear access to every window inside and out.
- Check that old windows are removed and openings flashed and insulated.
- Confirm the inspection passes, if a permit was pulled.
- Walk every window for smooth operation and a clean seal before final payment.

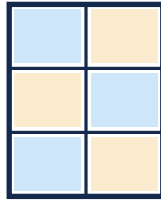
■ Important

SashPoint is a free matching service, not a window installer or contractor. Figures are typical estimates, not quotes or guarantees. Always hire licensed, insured installers, verify the license and insurance yourself, and confirm the price and glass package in writing before any deposit.

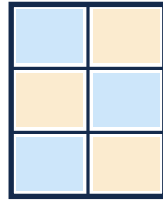
Window styles at a glance



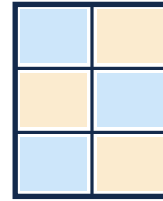
Double-hung



Casement



Picture



Sliding