

FREE GUIDE

# Window Installer Vetting Checklist

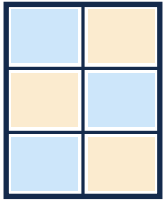
The license, insurance, certification, and contract questions to ask before you hire any window installer.

- Ask for the contractor license number and verify it with your state board.
- Confirm general liability insurance and workers' compensation — get a certificate.
- Check that the business name on the license matches the one on the quote.
- Ask how long they have installed windows and how many homes per year.
- Ask if installers are manufacturer-certified for the windows they quote.
- Request 2-3 recent local references and actually call them.
- Make sure the quote lists the exact window brand, style, frame, and glass package (U-factor, SHGC).
- Confirm whether it is full-frame or insert replacement.
- Ask what disposal, trim, and cleanup are included.
- Scope, price, payment schedule, and start/finish dates in writing.
- Deposit no larger than is normal in your area; never pay in full up front.
- Written labor and manufacturer warranties, and who handles warranty calls.
- They pressure you to sign today or pay a large cash deposit.
- They will not put the window specs or price in writing.
- They have no verifiable license, insurance, or local references.

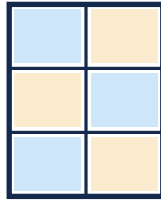
## ■ Important

SashPoint is a free matching service, not a window installer or contractor. Figures are typical estimates, not quotes or guarantees. Always hire licensed, insured installers, verify the license and insurance yourself, and confirm the price and glass package in writing before any deposit.

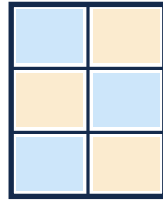
## Window styles at a glance



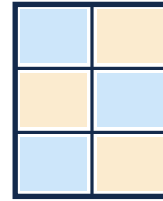
Double-hung



Casement



Picture



Sliding